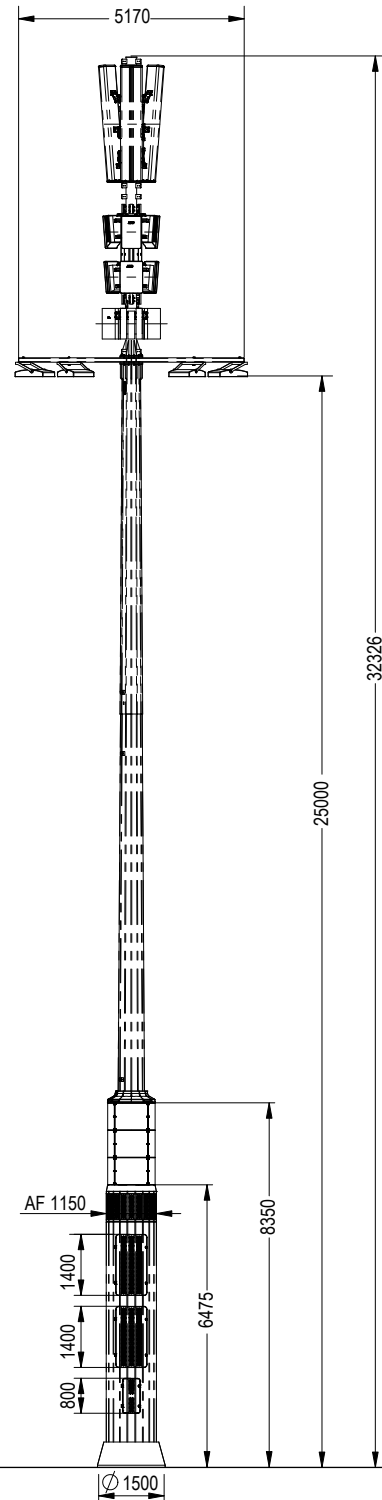
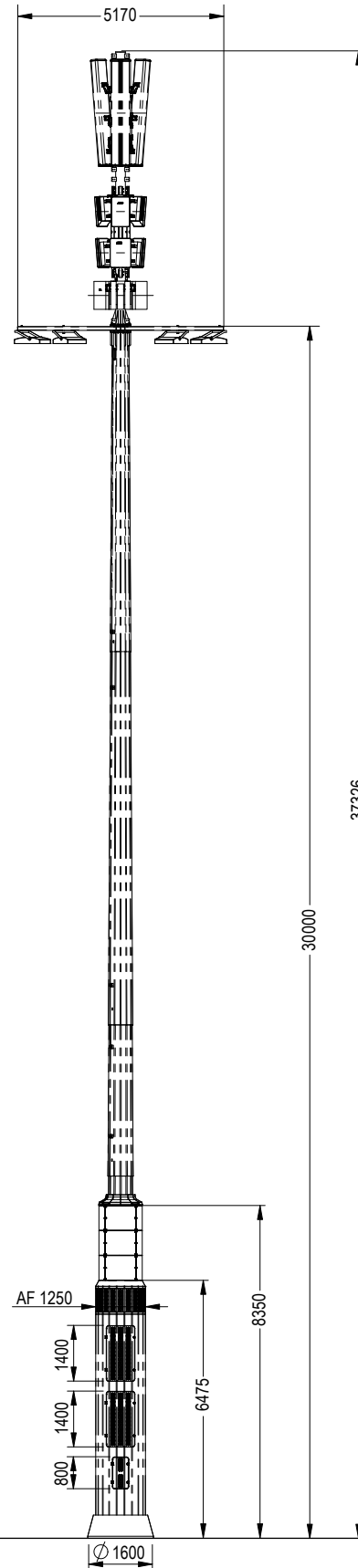


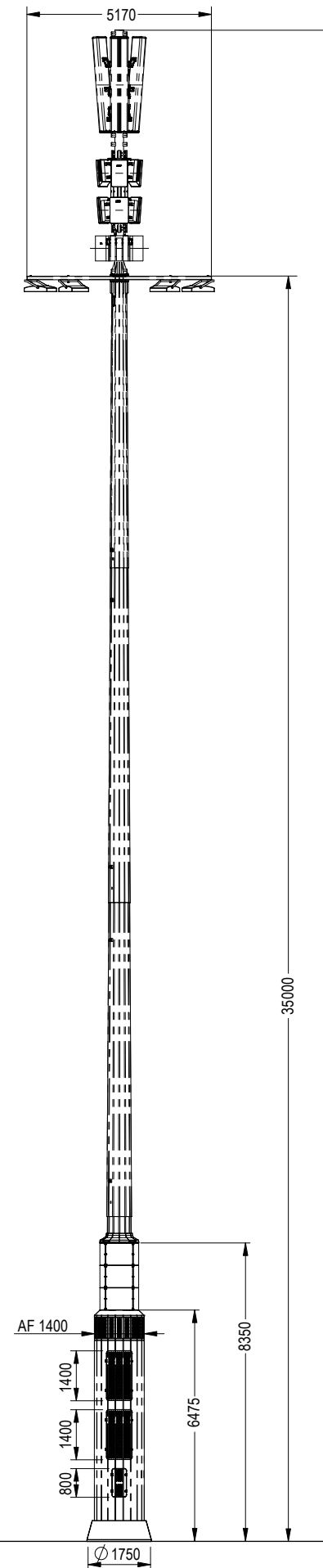
FRONT ELEVATION (HEADFRAME ANTENNA SHROUD REMOVED)



25m TOWER.NODE
PL-TN-000-000-25-001-00



30m TOWER.NODE
PL-TN-000-000-30-001-00



35m TOWER.NODE
PL-TN-000-000-35-001-00

FOR INFORMATION

REVISIONS				
ZONE	REV.	BY	DATE	DESCRIPTION
	A	NP	13/02/2025	ORIGINAL ISSUE

GENERAL NOTES

- NO CHANGES TO THIS DOCUMENT OR CAD MODEL WITHOUT WRITTEN AUTHORIZATION FROM HUB.
- DIMENSIONAL DATA IN THIS DRAWING IS AUTHORITATIVE.
- CONTACT HUB IF ANY CLARIFICATION IS REQUIRED



GENERAL TOLERANCES UNO
 LINEAR: <1m +/- 0.5mm; >1m +/- 1mm
 ANGULAR +/- 0.5°

DIMENSIONS IN: mm UNO

MATERIAL REFER TO PARTS
 FINISH 1 REFER TO PARTS
 FINISH 2 REFER TO PARTS

DRAWN BY NP
 DATE 12/02/2025
 APP'D BY JH
 DATE 14/02/2025

DESCRIPTION TOWER.NODE RANGE AUS
 HUB PRODUCT CODE
 PROD. TN
 DRW NO. 0995-3500
 SCALE 1:130
 SHEET A 1 of 1